


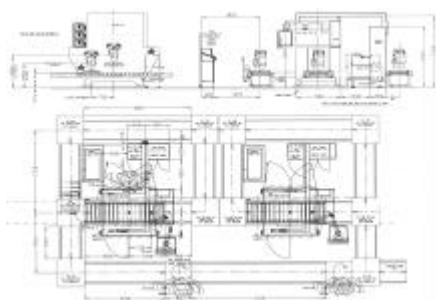

# v6 engine

## leak test facility



- Simultaneous Leak Testing of water and oil systems.
- Internal Leak Testing of oil and water cavities.
- Automatic Sealing of Assembled Engines.
- NOLEK TS600 Leak Test Instruments
- Palletised conveyor system with individual engine bar codes.

- Tracer Gas Charging and purging console for use with helium or hydrogen.
- Quick Connect Sealing Plug.
- Hand held sniffer probe for leak area location.
- Automatic Reject conveyor loop with manual leak location station.
- Office-based data management computer (DMC) connected to the leak test system via a local area network.
- The DMC allows selection and viewing of historical test results and the ability to edit test limits. A facility is provided to export data for processing by other spreadsheet and database software.



- Programmable Leak Rates and Test Pressures to suit different engine variants.
- Typical leak limits are:

Water System:	10cc/min @ 1bar
Oil System:	25cc/min @ 0.3 bar
Internal Water to Oil	10cc/min @ 0.7 bar differential
- Throughput:  
One 2.5 or 3.0 litre engine